

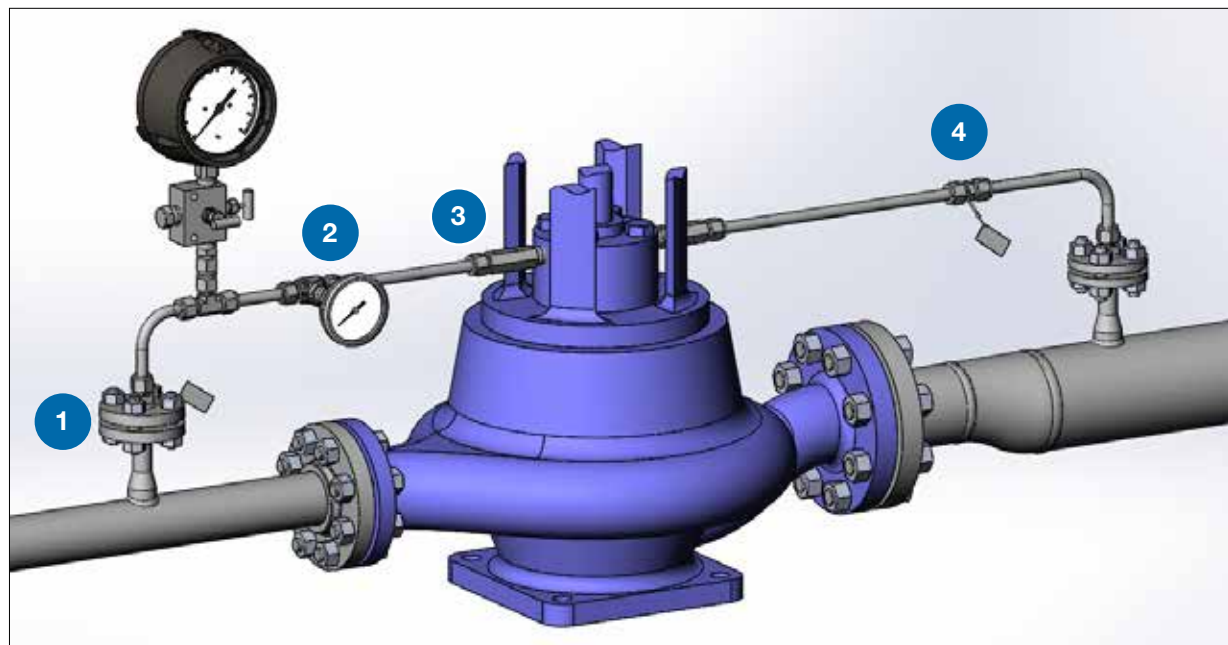


Fewer Leak Points. Simplified Maintenance.

Swagelok Seal Flush Plan Components

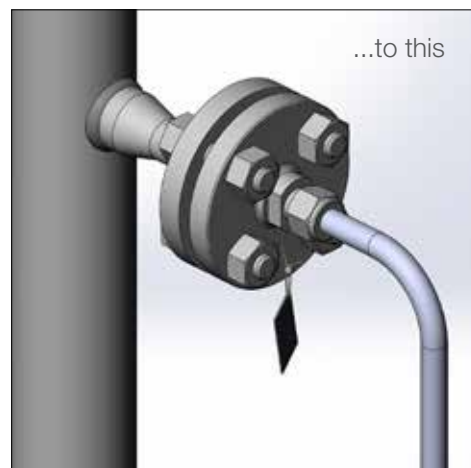
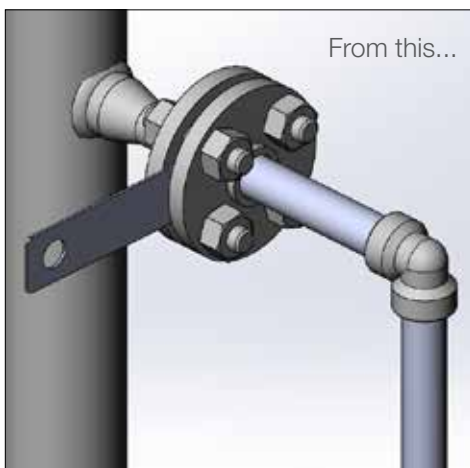
Swagelok Seal Flush Plan components help keep your rotating equipment running efficiently, with less downtime and fewer leaks. Our 2-inch and under components replace traditional threaded and welded pipe connections with bent tubing, tube fittings and other quality parts¹. Custom configurations and critical spares are available through your local Swagelok sales and service center.

¹API 682, 4th edition supports the use of tubing for mechanical seal support systems.



Improve the Way You Connect.

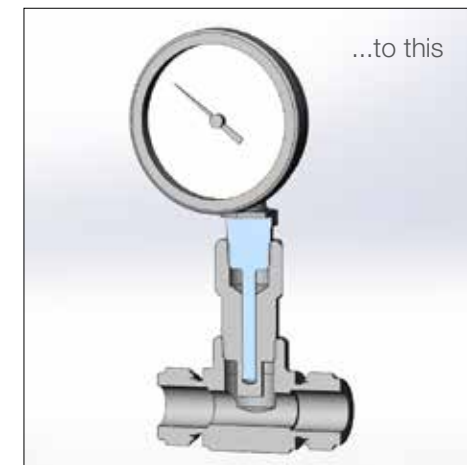
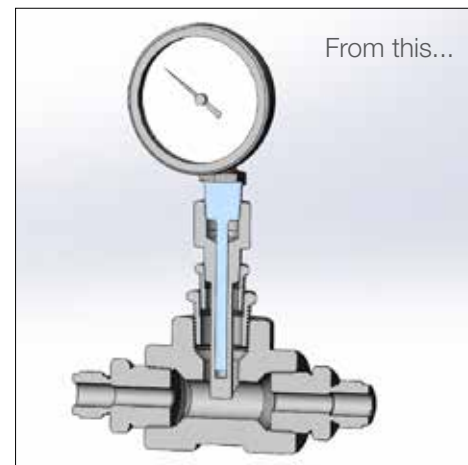
1 Integral Orifice Flange Adapter



Replace threaded or welded flange assemblies with a one-piece flange adapter with an integral orifice.



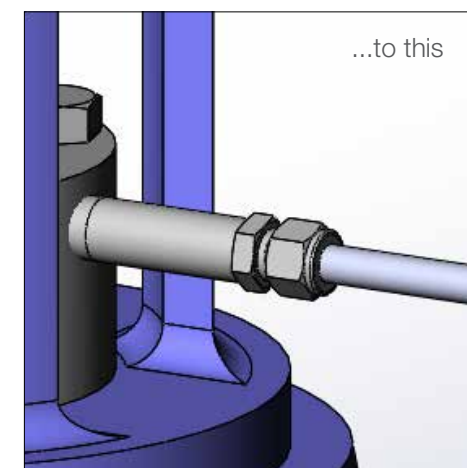
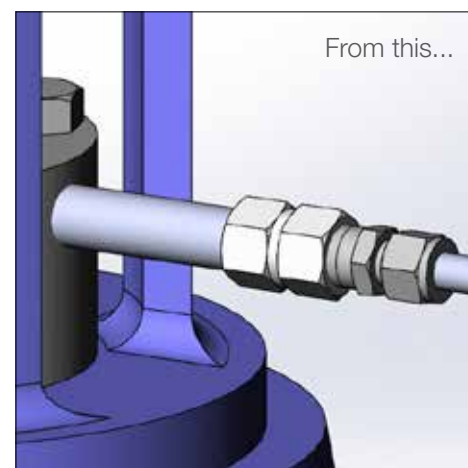
2 Thermowell Tees



Reduce threaded connections and monitor temperature with integrated thermowell pre-welded into tube fitting tee for ease of installation.



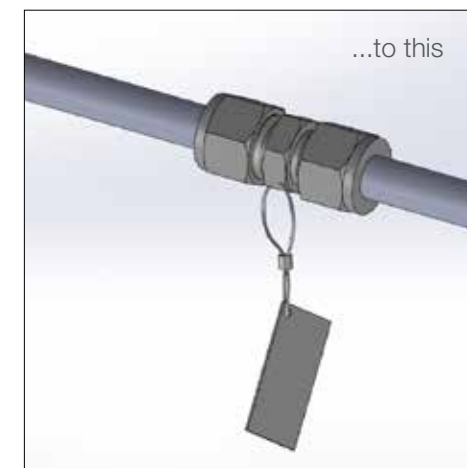
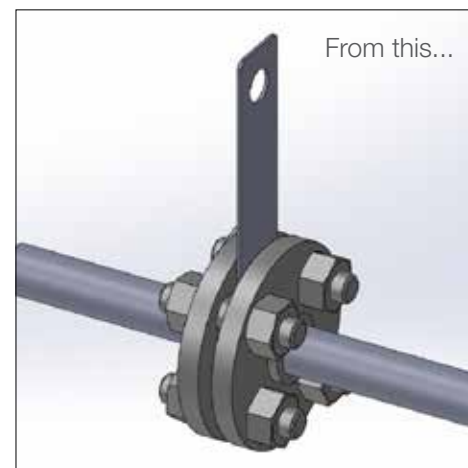
3 Extended Male Connector



Eliminate threaded pipe and potential leak points with a single fitting. Available in 4- and 6- inch lengths, to allow you to clear the shroud and go straight from the gland to your tubing run in one piece.



4 Orifice Union



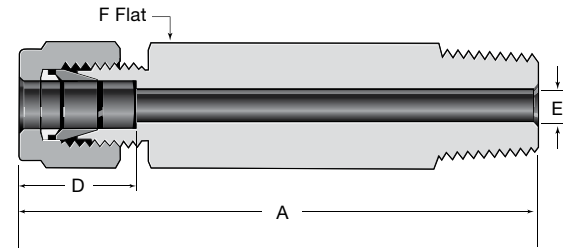
Easily add an orifice to a flush system with the orifice union. This fitting makes welding bulky flange assemblies unnecessary. Tagged for visual identification.



Find Out More. Contact your local Sales and Service Center today.

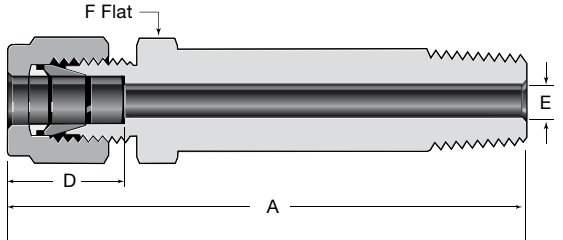


Extended Male Connector Hex Shank



Tube OD	NPT Size	Ordering Number	Dimensions				Pressure Rating
			A	D	E	F	
Dimensions, in. (mm)							psig (bar)
3/8	3/8	SS-600-1-6-50553	4.00 (102)	0.66 (16.8)	0.28 (7.1)	11/16	7500 (516)
		SS-600-1-6-49485	6.00 (152)				
1/2	1/2	SS-810-1-8-50553	4.00 (102)	0.90 (22.9)	0.41 (10.4)	7/8	6700 (461)
		SS-810-1-8-49485	6.00 (152)				
3/4	1/2	SS-1210-1-8-50553	4.00 (102)	0.96 (24.4)	0.63 (16.0)	1 1/16	5800 (399)
		SS-1210-1-8-49485	6.00 (152)				
	3/4	SS-1210-1-12-50553	4.00 (102)				
		SS-1210-1-12-49485	6.00 (152)				
Dimensions, mm (in.)							bar (psig)
12	1/2	SS-12MO-1-8-50553	102 (4.00)	22.8 (0.90)	9.5 (0.37)	22	470 (6821)
		SS-12MO-1-8-49485	152 (6.00)				

Extended Male Connector Machined Shank



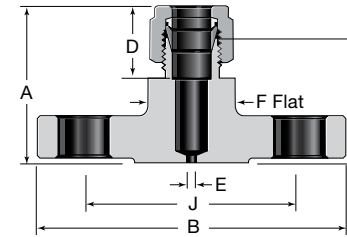
Tube OD	NPT Size	Ordering Number	Dimensions				Pressure Rating
			A	D	E	F	
Dimensions, in. (mm)							psig (bar)
3/8	3/8	SS-600-1-6-52166	4.00 (102)	0.66 (16.8)	0.28 (7.1)	11/16	7500 (516)
		SS-600-1-6-52167	6.00 (152)				
1/2	1/2	SS-810-1-6-52166	4.00 (102)	0.90 (22.9)	0.41 (10.4)	7/8	6700 (461)
		SS-810-1-6-52167	6.00 (152)				
3/4	1/2	SS-1210-1-8-52166	4.00 (102)	0.96 (24.4)	0.63 (16.0)	1 1/16	5800 (399)
		SS-1210-1-8-52167	6.00 (152)				
	3/4	SS-1210-1-12-52166	4.00 (102)				
		SS-1210-1-12-52167	6.00 (152)				
Dimensions, mm (in.)							bar (psig)
12	1/2	SS-12MO-1-8-52166	102 (4.00)	22.8 (0.90)	9.5 (0.37)	22	470 (6821)
		SS-12MO-1-8-52167	152 (6.00)				
18	3/4	SS-18MO-1-12-52166	102 (4.00)	24.4 (0.96)	11.9 (0.47)	27	370 (5370)
		SS-18MO-1-12-52167	152 (6.00)				

Safe Product Selection
When selecting a product, the total system design must be considered to ensure safe, trouble-free performance. Function, material compatibility, adequate ratings, proper installation, operation, and maintenance are the responsibilities of the system designer and user.

Warranty Information

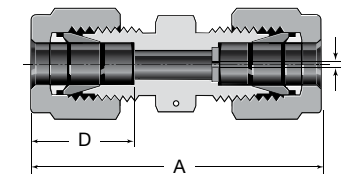
Swagelok products are backed by The Swagelok Limited Lifetime Warranty. For a copy, visit your Swagelok Web site or contact your authorized Swagelok representative.

Integral Orifice Class 300 ANSI Flange Adapter with Tag



Tube OD	Flange Size	Ordering Number	Dimensions						Pressure Rating	
			A	B	D	E	F	H		J
Dimensions, in. (mm)									psig (bar)	
1/2	3/4	SS-810-F12-300-43359	1.96 (49.8)	4.62 (117)	0.90 (22.9)	0.125 (3.2)	1.06 (26.9)	1.56 (39.6)	3.25 (82.6)	720 (49.6)
	1/2	SS-810-F8-300-43359	1.90 (48.3)	3.75 (95.3)			1.50 (38.1)	2.62 (66.5)		
3/4	3/4	SS-1210-F12-300-43359	2.04 (51.8)	4.62 (117)	0.96 (24.4)		1.50 (38.1)	1.64 (41.7)	3.25 (82.6)	
Dimensions, mm (in.)									bar (psig)	
12	3/4	SS-12MO-F12-300-43359	49.8 (1.96)	117 (4.62)	0.90 (0.90)	3.2 (0.125)	26.9 (1.06)	39.6 (1.56)	82.6 (3.25)	49.6 (720)

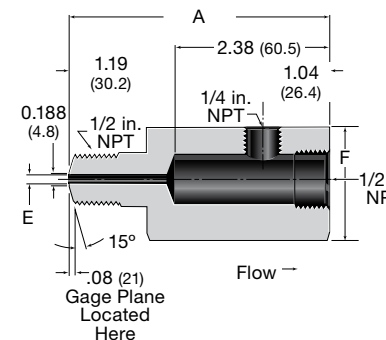
Union Orifice Adapter with Lanyard



Tube OD	Ordering Number	Dimensions			Pressure Rating
		A	D	E	
Dimensions, in. (mm)					psig (bar)
1/2	SS-810-6PD-50174	2.02 (51.3)	0.90 (22.9)	0.125 (3.2)	6700 (461)
3/4	SS-1210-6PD-50174	2.11 (53.6)	0.96 (24.2)		5800 (399)

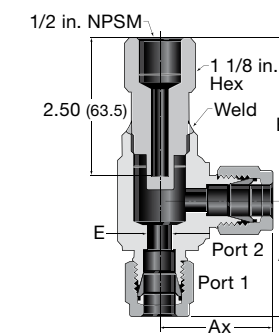
Please include E-dimension at time of order. E-dimension will be between 0.125 in. (0.3 mm) and maximum E-dimension for size of tube fitting.

Orifice Adapter



Tube OD	Female NPT	Ordering Number	Dimensions			Pressure Rating
			A	E	F	
Dimensions, in. (mm)						psig (bar)
1/2	1/2	SS-8-A-08097	4.00 (102)	0.125 (3.2)	1 5/8	4900 (337)
3/4		SS-12-R8-8-08096			1 1/16	

Thermowell Tee



Tube OD	Ordering Number	Dimensions					Pressure Rating
		A	Ax	Ay	B	E	
Dimensions, in. (mm)							psig (bar)
3/8	SS-TTW-S6	2.84 (72.1)	1.42 (36.1)	2.86 (72.7)	0.28 (7.1)	0.41 (10.4)	4900 (337)
1/2	SS-TTW-S8	3.06 (77.7)	1.53 (38.9)				
3/4	SS-TTW-S12	3.52 (89.4)	1.76 (44.7)	2.96 (75.2)	0.62 (15.7)	4600 (316)	
Dimensions, mm (in.)							bar (psig)
12	SS-TTW-S12MM	77.7 (3.06)	38.9 (1.53)	72.7 (2.86)	9.5 (0.73)	337 (4900)	
16	SS-TTW-S16MM				12.7 (0.50)		

Refer to Temperature Measurement Devices, Bimetal Thermometers and Thermowells catalog, MS-02-353, for additional information.

