

Bend it like Beckham?

No, we can't improve your soccer skills...
But we can teach you how to safely and expertly bend tubing
 of various diameters and materials!


In fact, our renowned three-day
SWAGELOK ADVANCED TUBE BENDING

shows you two distinct procedures for making even the most complex bends:

1

The Measure-Mark-Bend Method

The traditional basic way you've employed or heard about.





AND, MORE IMPORTANTLY...

2


The Swagelok Method

For superior accuracy and aesthetics. You'll learn how to precisely mark all the locations of all bends in a tubing run – to determine the overall length of tubing required – prior to actually making any bends. **Best of all:** This process works for all bend angles.



Types of bends we demonstrate, immediately followed by YOUR hands-on exercises:

- **Offsets** – Learn how to change the centerline of a tubing run.
- **Custom Offsets** – Figure out a bend angle less than 22.5mm to enable you to make an offset bend.
- **Off-Plane** – For those times when bends must be rolled to a particular angle. See how to mark the tube before positioning it in the hand bender – to drastically reduce mistakes/waste.
- **Rolling Offset** – Know what to do if your tubing run is offset in the horizontal plane AND, at the same time, in the vertical plane? We can help you solve such a seemingly difficult challenge!
- **Segmented** – Have any idea how to bend a 1" tube around a 6' tank? See how to calculate equal leg lengths so you can ultimately make a 90° bend using four 22.5° bends. Yes, that certainly sounds complicated; we'll show you why it's not.




From our RECENT GRADS:

- "Incredibly informative"*
- "Gave me the skills to be far more efficient in my workplace"*
- "Anyone working with pressurized systems needs to take this course"*
- "Truly a FUN learning experience"*
- "I'm now significantly more confident in my tube-bending abilities"*
- "You learn at your own pace, including the tips and tricks"*
- "The instructor tied his content into my real-world applications"*

Don't delay – Register today!

We can bring our class on the road for up to eight students...or you can come to our leading-edge Pittsburgh Training Center...either way, we supply all training materials. Students just need to show up at the assigned time and place!



Contact:
Rudy Frank,
 Director – Strategic Services & Marketing



rudy.frank@swagelok.com

412.439.1706

WE DELIVER DIFFERENCE-MAKING SOLUTIONS:

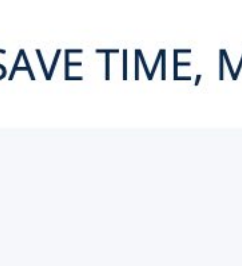
Products | Strategic Support Services | Application Know-How




The Brand. The Inventory. The Expertise.

WE'RE YOUR SWAGELOK FLUID-SYSTEM SOLUTIONS PROVIDER

 Industry-Best Componentry	 Masterful Custom Fabrication	 Expert Safety Training	 Extensive Energy Evaluations
 Unparalleled Application Knowledge	 Comprehensive Hose Advisories	 Proven Inventory Management Support	 Genuine Swagelok Tool Rentals



WE CAN HELP YOU SAVE TIME, MONEY, AND WORRY:



Share Swagelok Pittsburgh | Tri-State Area
 49 Meade Avenue, Pittsburgh, PA 15202
 412.761.3212

All service marks and trademarks shown are owned and registered by Swagelok Company. © 2023 Swagelok Company. www.swagelok.com

You are receiving this email as a valued contact of Swagelok Pittsburgh | Tri-State Area.

[Preferences](#) | [Unsubscribe](#)